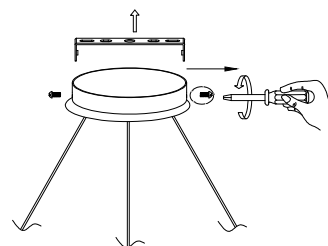
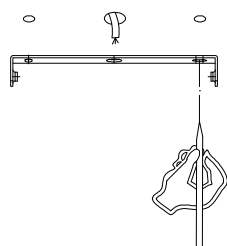


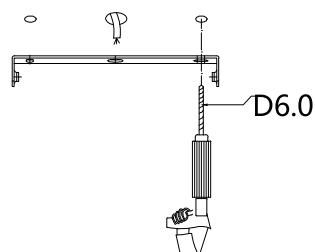
1. Turn off the general switch




2. Untie the screws to break it apart



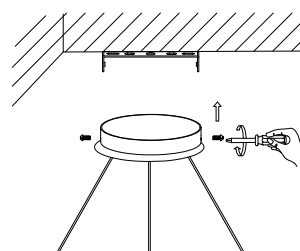
3. Align & mark



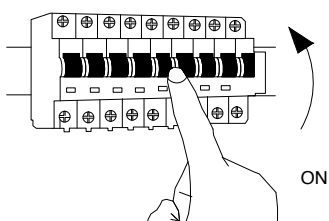
4. Drill holes & apply plastic Anchors with screws



5. Connect the wires



6. Apply the side screws to put it in place



7. Turn on the general switch

