



Installation

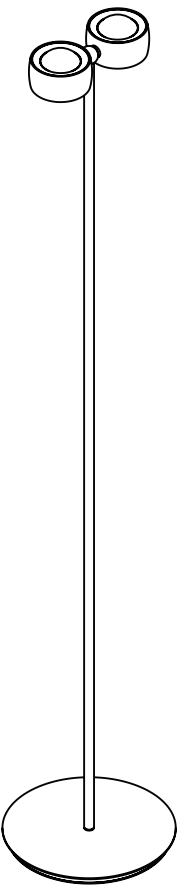
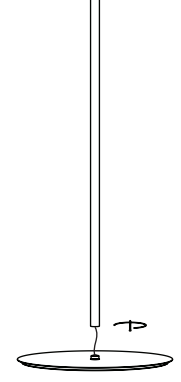
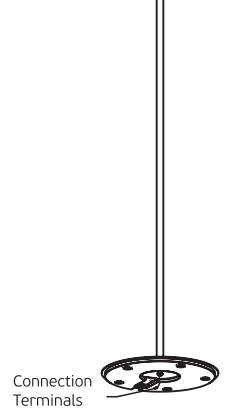
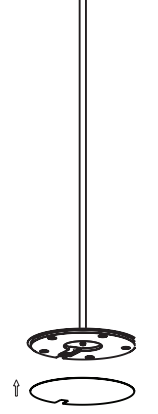
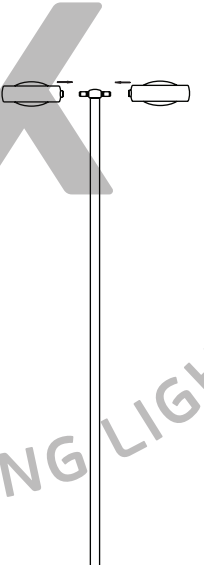
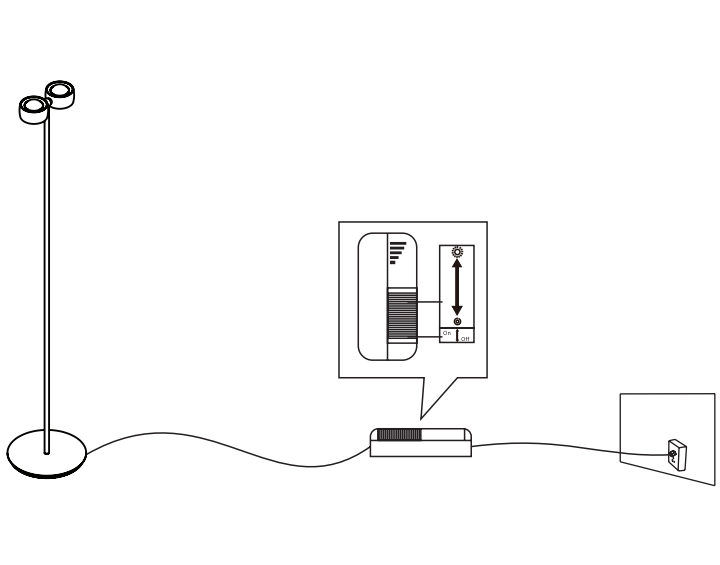
VK/04692

SINCE 1978



LEADING LIGHT

Please read the instructions carefully before commencing assembly

 <p>(E) Warnings:</p> <p>General use</p> <ul style="list-style-type: none">• The lamp gets hot after prolonged use, therefore, do not cover the product. <p>Cleaning instructions</p> <ul style="list-style-type: none">• Before cleaning, ensure that the power supply is switched off. Wipe surface of lamp shade with a soft cloth.• Do not use any abrasive cleaning tools such as steel wool, scouring sponges or stiff brushes.• Never use strong cleaning agents such as white spirit, household glass cleaner or cellulose thinners. <p>Safety precautions</p> <ul style="list-style-type: none">• The appliance should be installed, connected and tested by qualified electrician and in accordance with local regulations.• Turn off the power supply before installation or maintenance of the lamp, and make sure that the cables are not squeezed or damaged by sharp edges during installation.• The lamp should not be covered by insulation blankets or similar materials.		 <p>Connection Terminals</p>	
			

VK Leading Light / Vaios I. Karakostas S.A. Imports - Exports Trade

A: 8 Aristotelous St, Tavros, 177 78 Athens, Greece T: +30 210 99 69 610-11, +30 210 34 58 072, +30 210 34 58 075
F: +30 210 99 58 374 E: info@vkleadinglight.gr W: vkleadinglight.gr